

Academic Bank of Credits(ABC)


Student Process Flow

9 November 2022




Student Flow- ABC

Multiple Sources for generating ABC ID

ABC ID Card

 **ACADEMIC BANK OF CREDITS**
Ministry of Education, Government of India

Name	Gaurav Khare
Date of Birth	13/06/1983
Gender	M
ABC ID	500001861460

  Digitally signed on 06/10/2022 12:47:48 IST 

Note:

1. This digitally signed document is legally valid as per the IT Act 2000 when used electronically.
2. To verify this certificate, download DigiLocker Android application from Google Play and scan the QR code on the certificate.

ABC ID

DigiLocker

ABC Portal

Umang

Coming Soon

Creating ABC ID

through

DigiLocker portal

DigiLocker Flow



English


SIGN IN

SIGN UP


Existing user need to click on sign in

New user need to sign up

New Features in DigiLocker



Now avail "eSign" service to digitally sign your own documents



Implemented a facility for users to add nominee to their accounts



New in DigiLocker

National Testing Agency
ICAR UG-2022, ICAR PG-2022, ICAR PhD-2022 Confirmation Page
Available Now



Joint CSIR-UGC NET
JUNE 2022 Confirmation Page
Available Now



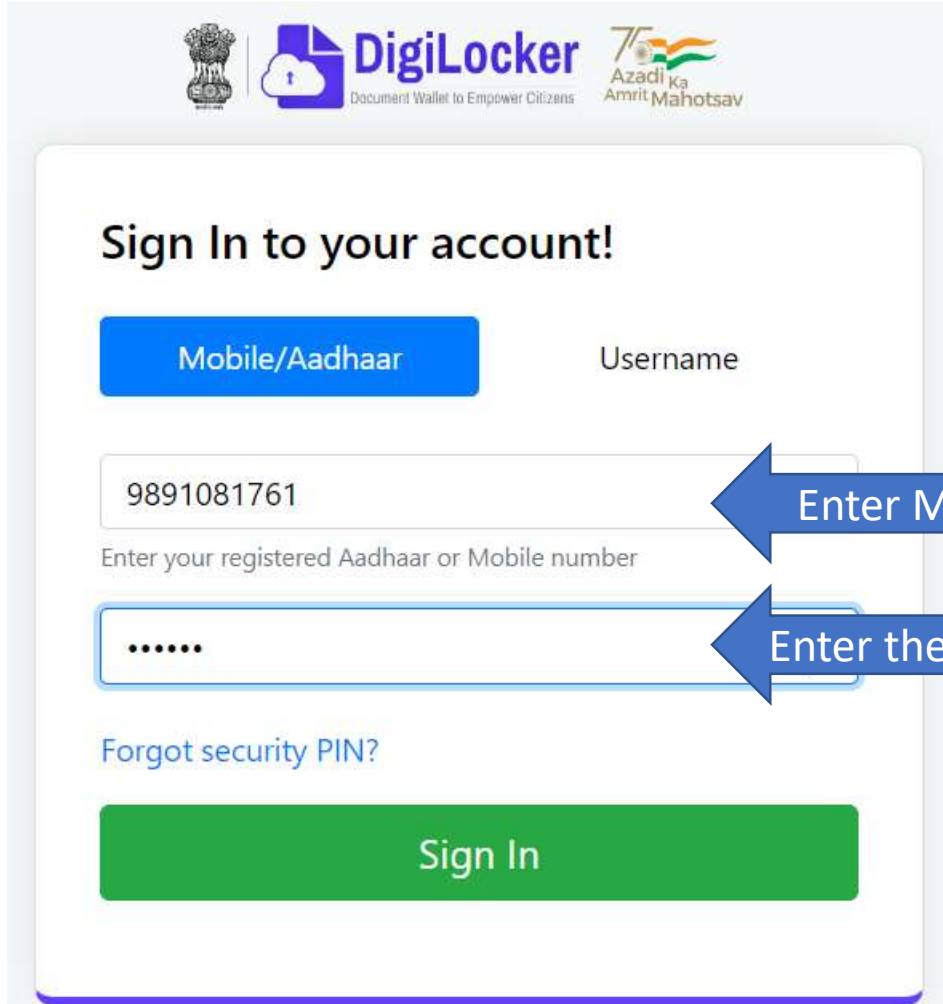
Food & Civil Supplies Department, Ladakh
Ration Card
Available Now



Ministry of Micro, Small & Medium Enterprises
Udyam Certificate
Available Now



DigiLocker Sign in Process



The image shows the DigiLocker sign-in interface. At the top, there are logos for the Government of India, DigiLocker (Document Wallet to Empower Citizens), and the 75th Azadi Ka Amrit Mahotsav. The main heading is "Sign In to your account!". Below this, there are two tabs: "Mobile/Aadhaar" (selected) and "Username". The "Mobile/Aadhaar" tab has a text input field containing "9891081761" and a label "Enter your registered Aadhaar or Mobile number". Below this is a security PIN input field with six dots. A green "Sign In" button is at the bottom. A link "Forgot security PIN?" is also present. Two blue arrows point to the input fields with labels: "Enter Mobile/Aadhaar no" and "Enter the 6 Digit Security pin".

Sign In to your account!

Mobile/Aadhaar Username

9891081761
Enter your registered Aadhaar or Mobile number

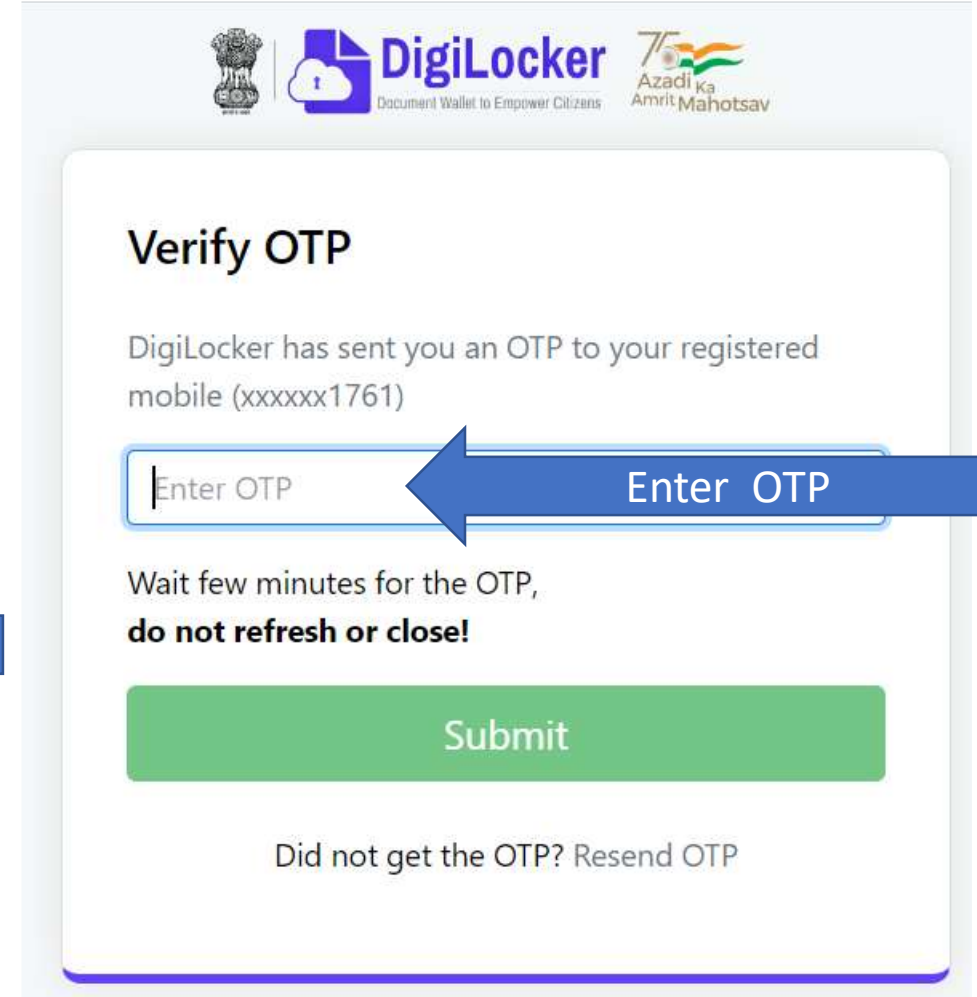
.....

[Forgot security PIN?](#)

Sign In

Enter Mobile/Aadhaar no

Enter the 6 Digit Security pin



The image shows the DigiLocker OTP verification screen. At the top, there are logos for the Government of India, DigiLocker (Document Wallet to Empower Citizens), and the 75th Azadi Ka Amrit Mahotsav. The main heading is "Verify OTP". Below this, there is a message: "DigiLocker has sent you an OTP to your registered mobile (xxxxxx1761)". There is a text input field for the OTP with the placeholder "Enter OTP". Below this, there is a message: "Wait few minutes for the OTP, do not refresh or close!". A green "Submit" button is at the bottom. A link "Did not get the OTP? Resend OTP" is also present. A blue arrow points to the input field with the label "Enter OTP".

Verify OTP

DigiLocker has sent you an OTP to your registered mobile (xxxxxx1761)

Enter OTP

Wait few minutes for the OTP,
do not refresh or close!

Submit

[Did not get the OTP? Resend OTP](#)

Enter OTP

ABC ID Creation with DigiLocker

Browse Documents x +

digilocker.gov.in/dashboard

DigiLocker
Document Wallet to Empower Citizens
75
Azadi Ka
Amrit Mahotsav

English

- Home
- Issued Documents
- Search Documents**
- Drive
- DigiLocker Services
- My Profile
- Activities
- About DigiLocker
- Logout

Agricultural Scientists...
Delhi

Central Board of Secondary...
Delhi

Central Pension Accounting...
Delhi

CGHS
All States

Common Service Centr...
Delhi

Delhi Police
Delhi

Delhi Police Welfare Unit
Delhi

Education [VIEW ALL \(683\)](#)

A P Goyal Shimla...
Himachal Pradesh

Abhilashi University
Himachal Pradesh

Academic Bank of Credits
Delhi

ACADEMY OF MARITIME...
Tamil Nadu

Acharya Narendra Dev...
Uttar Pradesh

Adamas University
West Bengal

Additional Skill Acquisition...
Kerala

Banking and Insurance [VIEW ALL \(49\)](#)

https://www.digilocker.gov.in/dashboard

ABC ID Creation with DigiLocker

The image shows a web browser window displaying the DigiLocker dashboard. The browser's address bar shows the URL `digilocker.gov.in/dashboard/documents`. The page header includes the DigiLocker logo, the tagline "Document Wallet to Empower Citizens", and the "75 Azadi Ka Amrit Mahotsav" logo. The language is set to "English".

The dashboard has a left sidebar with the following navigation options: Home, Issued Documents, Search Documents (highlighted), Drive, DigiLocker Services, My Profile, Activities, About DigiLocker, and Logout.

The main content area is titled "Academic Bank of Credits" and contains a widget for "ABC ID Card". The widget is represented by a document icon with a green checkmark and a red ribbon, and is highlighted with a red border. A large blue arrow points to the widget with the text "Click on widget".

ABC ID Creation with DigiLocker

The screenshot shows the DigiLocker 'Fetch Document' page for an ABC ID Card. The browser address bar shows the URL `digilocker.gov.in/dashboard/documents/fetch`. The page header includes the DigiLocker logo and the 75th Azadi Ka Amrit Mahotsav logo. The left sidebar contains navigation options: Home, Issued Documents, Search Documents (highlighted), Drive, DigiLocker Services, My Profile, Activities, About DigiLocker, and Logout. The main content area is titled 'ABC ID Card' and contains a form with the following fields:

- Name (as per Aadhaar): Gaurav Khare
- Date of Birth: 13-06-1983
- Gender: Male

Below the form, there is a consent checkbox that is checked, with the text: "I provide my consent to DigiLocker to share my details with the Issuers for the purpose of fetching my documents." A blue 'Get Document' button is located at the bottom right of the form. A large blue arrow points to this button with the text "Click on Get Document".

At the bottom of the page, a blue box contains the text: "Document is available in the Issued Document Section".

ABC ID Card

The screenshot shows the DigiLocker web interface. The top navigation bar includes the DigiLocker logo and the 75th Azadi Ka Amrit Mahotsav emblem. The left sidebar contains navigation options: Home, Issued Documents (highlighted with a red box), Search Documents, Drive, DigiLocker Services, My Profile, Activities, About DigiLocker, and Logout. The main content area displays a list of issued documents. The first document, 'ABC ID Card' (ID: 500001861460) from the 'Academic Bank of Credits', is highlighted with a red box. A blue-bordered pop-up window shows the details of this document, including the user's name (Gaurav Khare), date of birth (13/06/1983), gender (M), and ABC ID (500001861460). It also features a QR code, a 'Verified by DigiLocker' badge, and a digital signature timestamp (06/10/2022 12:47:48 IST). A note at the bottom of the pop-up states that the document is legally valid and provides instructions for verification using the DigiLocker Android app. A green notification bar at the bottom of the page reads 'Document fetched successfully.'

Issued Documents

digilocker.gov.in/issued-documents

Home

Issued Documents

Search Documents

Drive

DigiLocker Services

My Profile

Activities

About DigiLocker

Logout

You have 9 Issued Documents

DigiLocker 'Issued Documents' are at par with original documents as per IT ACT, 2000

ABC ID Card
500001861460

Academic Bank of Credits
Fri, 07 Oct 2022 21:07:17 GMT

ACADEMIC BANK OF CREDITS
Ministry of Education, Government of India

Name Gaurav Khare
Date of Birth 13/06/1983
Gender M
ABC ID 500001861460

Digitally signed on
06/10/2022 12:47:48 IST

Note:

1. This digitally signed document is legally valid as per the IT Act 2000 when used electronically.
2. To verify this certificate, download DigiLocker Android application from Google Play and scan the QR code on the certificate.

LPG Subscription Voucher
Ministry of Petroleum and Natural Gas(HPCL)

Document fetched successfully.

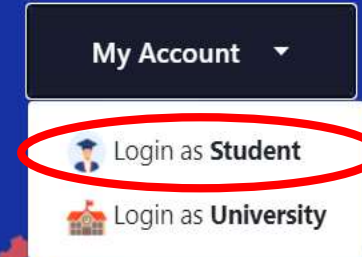
Creating ABC ID through ABC Portal



Academic Bank of Credits

Creating students mobility
within the higher education system

Helps in seamless integration of skills and experiences into a credit based formal system



How it works?

Credits get deposited



Redeem Credits

Creating ABC ID

through

ABC portal

Single sign-on with Meri Pehchaan

← → ↻ digilocker.meripehchaan.gov.in/signin/oauth_partner/%252Foauth2%252F1%252Fconsent%253Fresponse_type%253Dcode%2526client_id%253D08627FE5%2526state%253D102%2526r... 🔒 🏠 ☆ ⚙️ 🗄️ 🌐



Sign In to your account via **DigiLocker**

Username

Mobile

Others

9891081761

.....

[Forgot security PIN?](#)

I consent to MeriPehchaan [terms of use](#).

Sign In

New user? [Sign up for Meri Pehchaan](#)

OR

Continue with



ABC ID Created through ABC Portal



ABC Student Account Created

Begin your Transformation journey now !

Your ABC ID is

810-148-080-932

We use basic information from your DigilLocker account to identify you and allow access to ABC platform

[Go to Portal](#)

Student Dashboard

abc.digilocker.gov.in/nabc/studentdashboard



ACADEMIC BANK OF CREDITS
Ministry of Education, Government of India

Logout



Hello
Gaurav Khare !

0

Total Academic Credits

ACADEMIC BANK OF CREDITS

ABC ID

500-001-861-460

Gaurav Khare

We use basic information from your Digilocker account to identify you and allow access to ABC platform



No credits added yet..

Please provide your ABC ID to Academic Institutes to reflect your Credits here.

How ABC Works



Student
Creates
ABC ID



Student
Shares
ABC ID
with AI



AI
captures
ABC ID



AI
Prepares
credit data
along with
ABC ID
in the
NAD
format



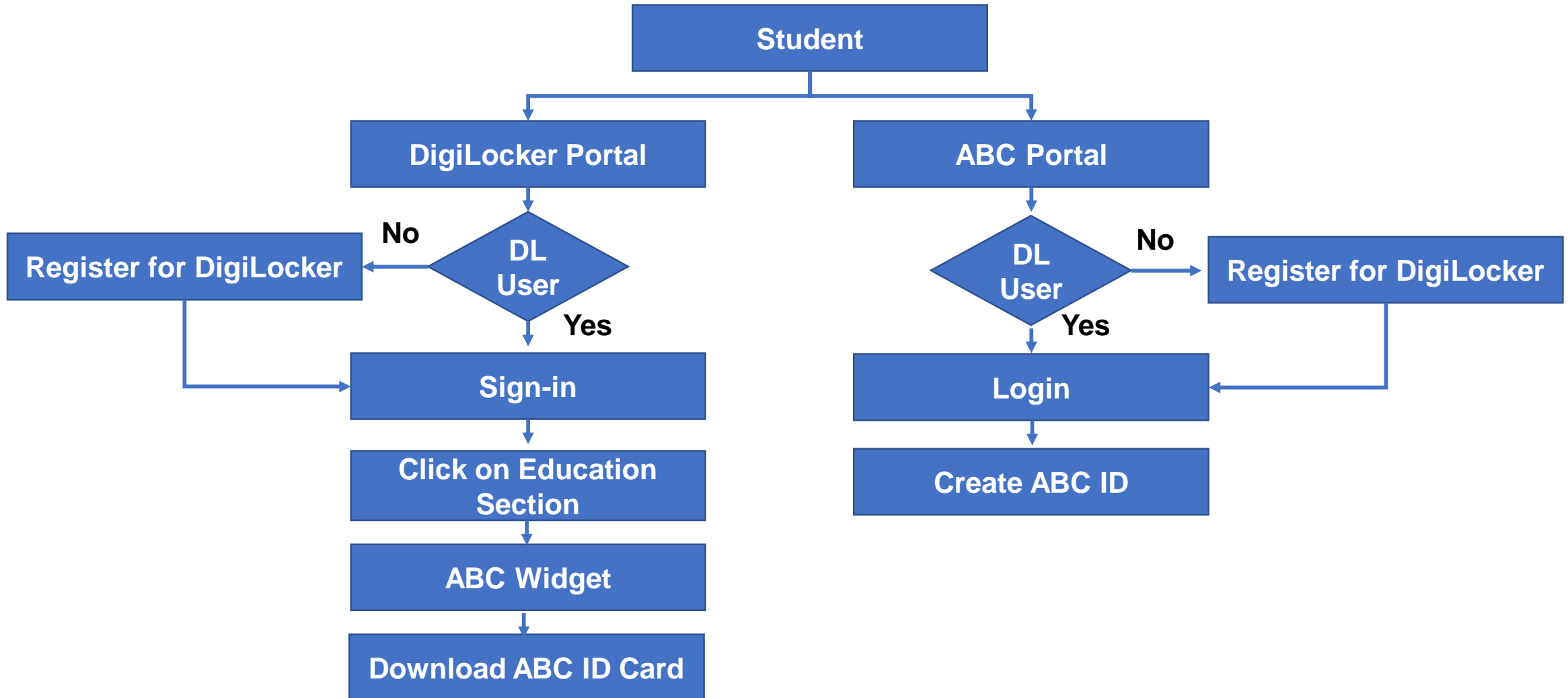
AI
Uploads
the CSV
file on
NAD
Portal



Credits
Earned
will reflect
in the
student
ABC
account



Process Flow



Thank you.

support@nad.digitallocker.gov.in
